



# Kentucky High School Athletic Association

2280 Executive Drive ° Lexington, KY 40505 ° www.khsaa.org ° (859)299-5472 (859)293-5999 (fax)

## MEMORANDUM

To: Superintendent, Principal, and Athletic Director  
Trigg County High School

From: Brigid L. DeVries, Commissioner  
Larry Boucher, Assistant Commissioner *LB*


Date: May 4, 2004

Subject: 2003-2004 Title IX Annual Report Forms Submission

Enclosed please find a copy of Form T-65, The 2003-2004 Title IX Annual Report Forms Checklist. In addition, you may find an attachment with corrected copies of the forms submitted by your school personnel. Please review this information so the forms can be completed accurately in the future.

Also, KHSAA Audit Staff may have requested a re-submission of some of the 2003-2004 Annual Report Forms or need additional information on your athletic programs. Please submit this information by the date requested if this is applicable. Copies and all KHSAA Title IX documents must be kept current and included in your permanent Title IX File at the school. All documents are subject to Open Records Requests.

Should you need any further information, please do not hesitate to call anytime.



## MEMORANDUM

TO: KHSAA Member School Superintendents, Principals, and Athletic Directors

FROM: Brigid L. DeVries, Commissioner  
Larry Boucher, Executive Assistant Commissioner

DATE: May 4, 2004

RE: 2004 Title IX Forms Submission

School	Trigg County High School	Reviewed by	Reba Woodall
--------	--------------------------	-------------	--------------

The following is a status report regarding the required 2003 - 2004 Title IX submission of forms due in to the KHSAA office by April 15, 2004. Appropriate audit personnel have reviewed these forms and the following is a summary of this review.

I. Checklist of Forms properly submitted in a satisfactory manner:

✓	GE 19 (Annual Verification)	✓	T-36 (Budget Expenses)
	T-1 (Summary Program Chart 1)	✓	T-41 (Checklist – Overall Interscholastic Program)
✓	T-2 (Summary Program Chart 2)	✓	T-60 (Corrective Action Plan)
✓	T-3 (Summary Program Chart 3)	✓	T-63 (Interscholastic Survey Results))
	T-4 (Summary Program Chart 4)	✓	T-68 (Five Year Summary)
✓	T-35 (Budget Expenses)		

II. Status

A.		2003 – 2004 Forms are satisfactory and no further information or action is necessary at this time.
B.	✓	<p>Errors have been noted with respect to the following forms:</p> <ul style="list-style-type: none"> <li>▪ Form T-1; A corrected copy of this form has been returned to you for placement in your permanent Title IX file to ensure proper submission in the future.</li> <li>▪ Form T-4; The number of total participants listed in Column 2, Row 4 is different than the number reported on Forms T-1 &amp; T-2. Please submit a corrected Form T-4 to the KHSAA no later than <b>June 15, 2004</b>.</li> </ul>
C.		The following forms were omitted and must be submitted by school representatives:
D.	✓	<p>Other Recommendation and Comments:</p> <ul style="list-style-type: none"> <li>▪ It is recommended that students be placed on the Gender Equity Review Committee, and that they be active members of the Committee.</li> <li>▪ It is recommended that your Gender Equity Review Committee meet at least once during the fall sports season, once during the winter sports season and once during the spring sports season.</li> <li>▪ On Form T-63, there was significant interest shown in a spring tennis team for both boys and girls. The viability for this sport could be checked and discussed by you Gender Equity Review Committee.</li> <li>▪ On Form T-63, the seniors do not have to be surveyed.</li> </ul>

**2003-2004**  
**ACCOMMODATION OF INTERESTS AND ABILITIES**  
**SUMMARY PROGRAM CHART 1**

KHSAA  
 Form T1  
 Rev. 8/03

**Participation Opportunities Test One**

		(Column 1)	(Column 2)	(Column 3)	(Column 4)
	Program	Enrollment	Percentage of Total Enrollment	Number of Interscholastic Participants (double and triple count)	Percentage of Total Participation
Row 1	GIRLS	271	49% <i>48</i>	120	39%
Row 2	BOYS	290	51% <i>52</i>	191	61%
Row 3	Totals	561	100%	311	100%

\*Number of 8<sup>th</sup> grade students & below used in Column 3 and Column 4 calculations if applicable: 58

Instructions:

- Determine the total number of girls enrolled, (place in Row 1, Column 1). Determine the total number of boys enrolled, (place in Row 2, Column 1).
- Add the total number of girls and boys enrolled to determine total enrollment, (place in Row 3, Column 1).
- Calculate the percentage of total enrollment that is female. (Divide Row 1, Column 1 by row 3, Column 1 and place in Row 1, Column 2.) Calculate the percentage of total enrollment that is male. (Divide Row 2, Column 1 by Row 3, Column 1 and place in Row 2, Column 2.) Note: Row 1, Column 2 plus Row 2, Column 2 should total 100%.
- Ask the head coaches to review the most updated eligibility or squad lists for their teams. Ask coaches to confirm the names of those individuals who are on the team as of the first **date of competition**, and cross out the names of those who were cut from the team or quit the team prior to the first competitive event. Determine the total number of interscholastic athletics participants that are girls, (and place in Row 1, Column 3). In order to determine the total number of athletics participants, an individual should be counted each time he or she participates on a team. For example, if Jane Doe competes on the varsity volleyball team, the junior varsity volleyball team, the junior varsity basketball team, and the varsity softball team, she should be counted as four participants (**do not include club or intramural sports participants, cheerleaders, dance teams, or pom squads**). Calculate the same way for boys and girls. \* In addition, should 8<sup>th</sup> grade students and below play on a Freshman, Junior Varsity, or Varsity team, they should also be counted for each team and sport on which they participate. If applicable, please asterisk the above notation as to how many 8<sup>th</sup> grade students & below are included in the totals. Using the same procedure, determine the total number of interscholastic athletic participants that are boys, (and place in Row 2, Column 3). Add Row 1, Column 3 plus Row 2, Column 3 to get total participants and place in Row 3, Column 3.
- Calculate the percentage of female participation. (Row 1, Column 3 divided by Row 3, Column 3 and place in Row 1, Column 4.) Calculate the percentage of male participation. (Row 2, Column 3 divided by Row 3, Column 3 and place in Row 2, Column 4.) Note: Row 1, Column 4 plus Row 2, Column 4 should total 100%.

Note: While being within three percent is not a formal compliance standard; if the percent listed in Row 1, Column 4 is within 3% of Row 1, Column 2, then it provides a good target within which compliance is likely.

Principal's Signature: *S. Blaney* Date: 7 Apr 2004





**2003-2004 KENTUCKY HIGH SCHOOL ATHLETIC ASSOCIATION  
ANNUAL VERIFICATION OF TITLE IX PROCEDURES  
(To be submitted by April 15, 2004 along with other required forms)**

The Trigg County High School, Cadiz, Kentucky  
(Name of High School) (City)

certifies to the Kentucky High School Athletic Association that the following is an accurate and true representation of the facts surrounding compliance with 20 U.S.C. Sections 1681-1688, et. Seq. (also known as Title IX)

**I certify the following provisions in accordance with records at the school contained in the permanent Title IX file, and to the best of my knowledge have completed the following tasks. (All boxes must be checked)**

Established a gender equity committee at the high school. (list committee personnel and provide attachment if necessary)

Name	Address	Phone	Title
<b>Rick Larson</b>	<b>Cadiz, KY</b>	<b>(270) 522-5402</b>	<b>Ass't Principal</b>
<b>Crystal Fuller</b>	<b>Cadiz, KY</b>	<b>(270) 522-6770</b>	<b>Parent</b>
<b>Felicia Lander</b>	<b>Cadiz, KY</b>	<b>(270) 305-3511</b>	<b>Coach (Dance Team)</b>
<b>Jennifer Walker</b>	<b>Cadiz, KY</b>	<b>(270) 522-5818</b>	<b>Coach / Parent</b>
<b>Rita Carr</b>	<b>Cadiz, KY</b>	<b>(270) 522-0032</b>	<b>Book Keeper</b>
<b>Jackie Clark</b>	<b>Cadiz, KY</b>	<b>(270) 522-7798</b>	<b>Teacher</b>
<b>Faye Stevens</b>	<b>Cadiz, KY</b>	<b>(270) 235-5026</b>	<b>Retired Athletic Sec.</b>
<b>Taylor Sparks</b>	<b>Cadiz, KY</b>	<b>(270) 522-5200</b>	<b>Athletic Dir. / Parent</b>

Scheduled a minimum of three meetings during the 2003-2004 school year on the following dates:

October 20<sup>th</sup> 2003  
March 15<sup>th</sup> 2004  
April 13<sup>th</sup>, 2004

Designated the following person(s) as the Title IX coordinator for the school:

<u>Taylor Sparks</u>	<u>Athletic Director</u>	<u>Cadiz, KY</u>	<u>(270) 522-2200</u>
Name	Title	Address	Phone

School personnel are continuing to make periodic reviews of the boys and girls athletics program reflected in the Corrective Action Plan.

In addition to the above information, the above referenced school maintains a complete permanent file relative to Title IX records including copies of the self-assessment audit, all corrective action plans, and other related materials.

*S. B. Knight*  
Principal's Signature

7 April 2004  
Date

*Lo Ma Cam*  
Superintendent Signature

*M. B. Davis*  
School Board Chairpersons' Signature

*(Send original copy to KHSAA - Maintain duplicate in Title IX school folder)*

**2003-2004**  
**ACCOMMODATION OF INTERESTS AND ABILITIES**  
**SUMMARY PROGRAM CHART 2**

KHSAA  
 Form T2  
 Rev. 8/03

**Participation Opportunities Test Two**

		Column 1	Column 2	Column 3	Column 4	Column 5
Program		Number of Teams Currently Offered	Number of Participants	Number of Teams Added in Last Five Years	Number of Participants Added in Last Five Years	Percent of Total Participation By Sex Added in Last 5 Years
<b>GIRLS</b>	Row 1	varsity:	7	63	1	17
	Row 2	j.v.:	4	57	1	24
	Row 3	frosh:	0	0	1	0
	Row 4	total:	11	120	3	41
<b>BOYS</b>	Row 5	varsity:	7	117	0	0
	Row 6	j.v.:	4	42	0	0
	Row 7	frosh:	2	32	0	0
	Row 8	total:	13	191	0	0

- 1) For Column 1, list the number of interscholastic teams offered for girls and boys at each competitive level (varsity, junior varsity, and freshman). For girls, total each of the entries in Rows 1, 2, and 3 into Row 4. For boys, total Rows 5, 6, and 7 into Row 8.
- 2) For Column 2, list the number of participants at each level. For girls, total each of the entries in Rows 1, 2, and 3 into Row 4. For boys, total Rows 5, 6, and 7 into Row 8. **Note:** The totals in Row 4 for girls and in Row 8 for boys must be the same as the totals in Form T-1, Column 3, Rows 1 and 2 respectively.
- 3) For Column 3, list the number of interscholastic teams that have been added in the last five years at each competitive level. Count each team added during the 5 year period only one time. e.g. Girl's junior varsity soccer was added 3 years ago, count the team only once, not 3 times. For girls, total the entries in Rows 1, 2, and 3 into Row 4. For boys, total Rows 5, 6, and 7 into Row 8.
- 4) For Column 4, list the number of participants that are currently on each level of the teams that were added in the last five years. If a team was added previously but no longer exists, there are no current participants to be added for that team. For girls, total the entries in Rows 1, 2, and 3 into Row 4. For boys, total Rows 5, 6, and 7 into Row 8.
- 5) For Column 5, calculate the percentage of participants that have been added in the last five years. For girls, take the number in Column 4, Row 4 and divide by the number in Column 2, Row 4. For boys, take the number in Column 4, Row 8 and divide it by the number in Column 2, Row 8.

Note: If the percentage of current participants added in the last five years is 25% or greater, compliance with test two may be possible. If less than 25%, then compliance with test three should be analyzed. **CAUTION:** 25% is not a formal compliance standard.

Principal's Signature: SB Krueger Date: 7 Apr 2004

**2003-2004**  
**ACCOMMODATION OF INTERESTS AND ABILITIES**  
**SUMMARY PROGRAM CHART 3**

**Participation Opportunities Test Three**

**FOR ANY QUESTION ANSWERED "YES" IDENTIFY THE RESPECTIVE SPORT(S).**

	GIRLS (Yes / No)		BOYS (Yes / No)
1. For a sport not currently played at the interscholastic level (varsity, junior varsity, or freshman) in your school, is there an intramural team offered for that sport?	NO		NO
2. For a sport <u>not</u> currently offered in your interscholastic athletics program, is there sufficient interest to form a viable interscholastic team based on participation on an intramural team or community recreation teams?	NO		NO
3. For a sport <u>not</u> currently offered, is there sufficient interest to form a viable interscholastic team based on student responses from the interscholastic survey?	NO		NO
4. For a sport currently offered at the varsity level only, is there sufficient interest to form a viable team for a junior varsity, or freshman team that is not currently offered?	NO		NO
5. For a sport currently offered at the junior varsity or freshman level is there sufficient interest to form a varsity team not currently offered?	NO		NO
6. If you answered YES to question (1), (2), (3), (4), or (5), are there enough high schools in your geographic area offering the sport (at the appropriate level) to allow for the development of a reasonable schedule of competition?	N/A		N/A

Principal's Signature: SB Krueger Date: 7 Apr 2004

2003-2004

**BUDGETED AND ACTUAL EXPENDITURES - PROGRAM COMPARISON CHART  
TO INCLUDE BOOSTER CLUB FUNDING**

	equipment and supplies		travel		awards		coaches' salaries (to include supplemental and extended employment)		facilities improvements		publications (if sport-specific)	
	B	E	B	E	B	E	B	E	B	E	B	E
G basketball	2500.00	2237.62	NA	NA	400.00	256.40	11998.00	11998.00	0	0	0	0
B basketball	2500.00	2290.93	NA	NA	400.00	220.50	11998.00	11998.00	0	0	0	0
G softball	2000.00	1945.00	NA	NA	400.00	290.00	4674.00	4674.00	0	0	0	0
B baseball	2000.00	1820.00	NA	NA	400.00	265.00	4674.00	4674.00	0	0	0	0
G cross country	500.00	358.00	NA	NA	400.00	124.50	1827.00	1827.00	0	0	0	0
B cross country	500.00	358.00	NA	NA	400.00	84.50	1827.00	1827.00	0	0	0	0
G golf	1000.00	620.00	NA	NA	400.00	104.50	1827.00	1827.00	0	0	0	0
B golf	1000.00	680.00	NA	NA	400.00	104.50	1827.00	1827.00	0	0	0	0
*Co-Ed Soccer	3000.00	2610.00	NA	NA	400.00	225.00	9348.00	9348.00	0	0	0	0
G swimming												
B swimming												

- Budget and expenditures on this 2003-2004 year report due by April 15, 2004, should reflect the total monies budgeted and spent for the entire year of 2002-2003 ending June 30, 2003.
- "B" is for budgeted dollar amounts and "E" is for actual dollar expenditures.
- Booster Club Funding/Contributions must be included in the expenditures total.
- Indicate percentage of total expenditures for each gender: Total Expenditures \$ 106,684.09 % for boys 61.6 % for girls 39.4

Principal's Signature: *[Signature]* Date: 7/20/2004



**2003-2004  
BUDGETED AND ACTUAL EXPENDITURES - PROGRAM COMPARISON CHART 2  
TO INCLUDE BOOSTER CLUB FUNDING**

Teams	equipment and supplies		travel		awards		coaches' salaries (to include supplemental and extended employment)		facilities improvements		publications (if sport-specific)	
	B	E	B	E	B	E	B	E	B	E	B	E
G track	500.00	1689.00	N/A	N/A	400.00	325.00	2490.00	2490.00	N/A	N/A	N/A	N/A
B track	500.00	1689.00	N/A	N/A	400.00	310.00	2490.00	2490.00	N/A	N/A	N/A	N/A
G tennis												
B tennis												
G volleyball	1500.00	1966.00	N/A	N/A	400.00	150.25	3153.00	3153.00	N/A	N/A	N/A	N/A
B wrestling												
G (list sport)												
B (football)	12,000	9,579.39	N/A	N/A	400.00	215.00	18,033	18,033	N/A	N/A	N/A	N/A
G (list sport)												
B (list sport)												

- Budget and expenditures on this 2003-2004 year report due by April 15, 2004, should reflect the total monies budgeted and spent for the entire year of 2002-2003 ending June 30, 2003.
- "B" is for budgeted dollar amounts and "E" is for actual dollar expenditures.
- Booster Club Funding/Contributions must be included in the expenditures total.
- Indicate percentage of total expenditures for each gender: Total Expenditures \$ 106,684.09 % for boys 61.6 % for girls 39.4

Principal's Signature: *Bob King* Date: 7/20/2004

## 2003-2004 KHSAA TITLE IX ATHLETICS AUDIT

KHSAA  
Form T41  
Rev. 8/03

### Checklist - Overall Interscholastic Athletics Program

Areas of Compliance	ADVANTAGE TO (Respond based on Internal Evaluation by checking the appropriate column.)		
	GIRLS' PROGRAM	BOYS' PROGRAM	NEITHER PROGRAM
<b>OPPORTUNITIES</b>			
Accommodation of Interest and Abilities	X		
<b>BENEFITS</b>			
Equipment and Supplies			X
Scheduling of Games and Practice Time	X		
Travel and Per Diem Allowances			X
Coaching			X
Locker Rooms, Practice and Competitive Facilities			X
Medical and Training Facilities and Services			X
Publicity			X
Support Services			X
Athletic Scholarships			Does Not Apply
Tutoring			X
Housing and Dining Facilities and Services			Does Not Apply
Recruitment of Student Athletes	X		

Principal's Signature: \_\_\_\_\_

S. Blaney

Date: \_\_\_\_\_

7 Apr 2004

SCHOOL NAME

2003-2004  
TITLE IX

KHSAA  
Form 160  
Rev. 8/03

Trigg County

**CORRECTIVE ACTION PLAN**

To complete this form, indicate the intended area which needs corrective action, the suggested change and time table for implementation. You may copy this form as needed. Please attach corrective action plans along with audit forms and submit by April 15, 2004.

ITEM FOR CORRECTION	SUGGESTED CHANGE	TIME TABLE FOR CORRECTIVE ACTION
Boys and Girls Varsity Co-Ed Soccer teams	Co-Ed Soccer shall become separate Boys Varsity and Girls Varsity Soccer teams	This shall be accomplished for the 2004 soccer season.
Home dressing facilities for both girls and boys Basketball teams.	The girls and boys home dressing rooms shall be up-graded so as to obtain bathroom access during boy/girl doubleheaders.	This is in the building improvement plan for the 2004-2005 basketball season.
Prime night basketball games for girls basketball.	Trigg County shall as requested have at least 40% to 50% percent of the girls basketball home schedule be on prime nights.	This shall be accomplished for the 2004-2005 basketball season.
Softball batting cage.	A softball batting cage will be added to alleviate some of the congestion of softball and baseball teams using the existing cage together.	Construction is to begin on April 15, 2004.
Pole Vault Pit	The pole vault pit is to be up-graded to adhere to the new specifications by the KHSAA.	This is to be in place by April 15, 2004.
Uniform replacement plan.	The board of education is interested in the replacement of uniforms on a strict rotation plan that will assure equity in uniform replacement.	This shall be accomplished by the July 1, 2004.

For all areas currently identified as items for correction, an intended corrective action explanation is needed.  
**THIS FORM SHALL BE TYPED.**

Principal's Signature:

Date:

7 Apr 2004

**2003-2004 INTERSCHOLASTIC ATHLETICS SURVEY**  
Summary of Student Responses

<b>School Name</b>	<b>Trigg County High School</b>
<b>School Enrollment</b>	<b>561</b>
<b>Date</b>	<b>April 10, 2004</b>
<b>Completed By</b>	<b>Taylor Sparks, Athletic Director</b>

**Instructions:**

1. Summarize the Student Athletics Interest Surveys Form T-61 by listing the total number of responses on the line next to each sport.
2. Under the Other Category please provide a listing of the sports as well as the number of students who are interested in participating.
3. Please sign and date the Summary Form (T-63) and mail the Summary Form only to the KHSAA by April 15, 2004. Do not mail the student surveys (Form T-61). However, these Forms should be maintained in your files in the event they are requested subsequently.

561 Number of Surveys  
432 Total Returned (*A minimum of 80% return is expected*) <sup>100%</sup>  
9-12 Grades Surveyed

How Was The Survey Administered? During Home Room at the beginning of the school year.  
 (e.g. was it given in all English classes, or all home rooms, or advisee/advisor?)

**Fall Sports (List Total Number of Participation Responses)**

9 Cross Country (Girls)  
7 Cross Country (Boys)  
9 Field Hockey (Girls)  
90 Football (Boys)  
2 Golf (Girls)  
26 Golf (Boys)  
26 Soccer (Girls)  
21 Soccer (Boys)  
42 Volleyball (Girls)  
18 Volleyball (Boys)

**Winter Sport (List Total Number of Participation Responses)**

28 Basketball (Girls)  
50 Basketball (Boys)  
37 Gymnastics (Girls)  
0 Indoor Track (Girls)  
0 Indoor Track (Boys)  
53 Swimming & Diving (Girls)  
27 Swimming & Diving (Boys)

10 Wrestling (Boys)

Spring Sport (List Total Number of Participation Responses)

<u>57</u>	Baseball (Boys)
<u>31</u>	Fast Pitch Softball (Girls)
<u>18</u>	Slow Pitch Softball (Girls)
<u>37</u>	Tennis (Girls)
<u>38</u>	Tennis (Boys)
<u>33</u>	Track (Girls)
<u>37</u>	Track (Boys)

Other Sports (From Student Survey T-61 Question 10)

Name of Sport	Number of Students Interested In Participating
<u>None - 0</u>	<u>Girls Football - 0</u>
<u>Boxing - 5</u>	<u>Badmitton - 2</u>
<u>Streetball - 1</u>	<u>Ping Pong - 2</u>
<u>Hacky Sack - 2</u>	<u>Archery - 2</u>
<u>Swimming - 24</u>	<u>Wrestling - 10</u>
<u>Dance - 3</u>	<u>Lacrosse - 5</u>
<u>Soccer - 4</u>	<u>_____</u>
<u>Rugby - 9</u>	<u>_____</u>

Number of Students who participate in Intramural Sports.  
(From Student Survey T-61 Question 5)

<u>Sport</u>	<u>Number</u>
<u>Trigg County High School offers no Intramural Programs.</u>	<u>_____</u>
<u>_____</u>	<u>_____</u>
<u>_____</u>	<u>_____</u>
<u>_____</u>	<u>_____</u>
<u>_____</u>	<u>_____</u>

List Intramural Sports students are interested in adding:  
(From Student Survey T-61 Question 6)

<u>Sport</u>	<u>Number</u>
<u>None - 72</u>	<u>_____</u>
<u>Flag Football - 19</u>	<u>_____</u>
<u>Wrestling - 17</u>	<u>_____</u>
<u>Tennis - 19</u>	<u>_____</u>
<u>Basketball - 5</u>	<u>_____</u>
<u>Rugby - 6</u>	<u>_____</u>

Participation in Non-School Sports Activities  
(From Student Survey T-61 Question 7)

<u>Sport</u>	<u>Number</u>
Archery - 2	
Boxing - 2	
Hunting - 5	
Paintball - 3	
Fishing - 4	

Reasons for not participating in interscholastic athletics.  
(From Survey Question 8)

<u>Response</u>	<u>Number</u>
<u>29</u> I prefer other activities such as band, chorus, etc.	
<u>47</u> I don't have time	
<u>19</u> The practice schedules and game times are inconvenient	
<u>40</u> The sport I like isn't offered	
<u>17</u> It's too expensive	
<u>5</u> I prefer to participate in club or intramural sports	
<u>41</u> Working	
<u>50</u> Other	
<u>Need time for academics, lack of interest, parents disapprove.</u>	



Student Suggestions to encourage participation

<u>Build swimming pool - 3</u>
<u>No drug test - 2</u>
<u>Better coaches - 3</u>
<u>Make more fun - 8</u>
<u>Less practice - 8</u>


SBR  
Principal's Signature

7Apr2004  
Date





Trigg County



Kentucky High School Athletic Association

# KENTUCKY HIGH SCHOOL ATHLETIC ASSOCIATION

## TITLE IX

# TRIGG COUNTY SCHOOLS 2003-2004 ANNUAL REPORT FORMS

Submit to KHSAA  
By April 15, 2004

